


How to replace the side burner


Step 1: Take out the bolts as the picture shows.



Step 2: Take out the bolt as the picture shows.




Step 3: Take out the bolts as the picture shows.



Step 4: Take out the bolts as the picture shows.



Step 5: Gently draw the side burner out.



Step 6:

- A. Replace with a new side burner.
- B. Reverse steps above to install the parts back.